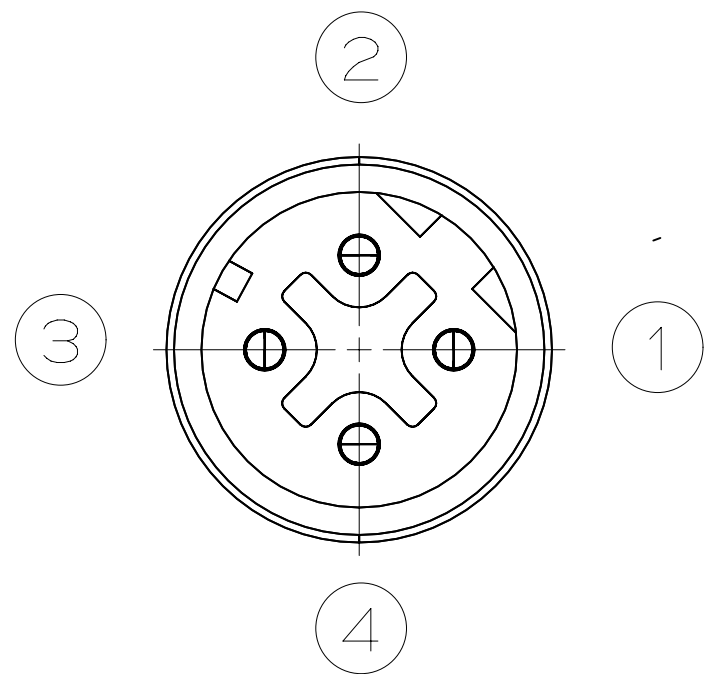
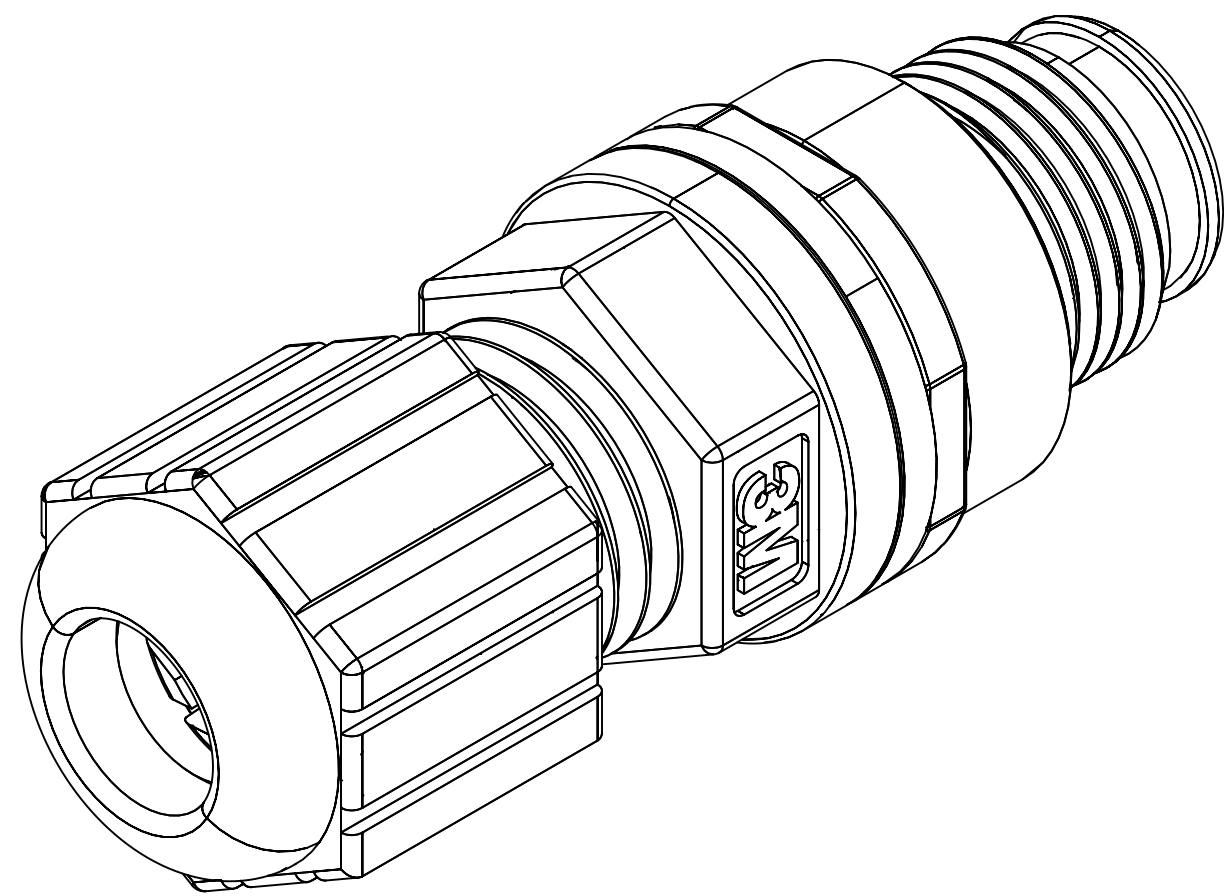
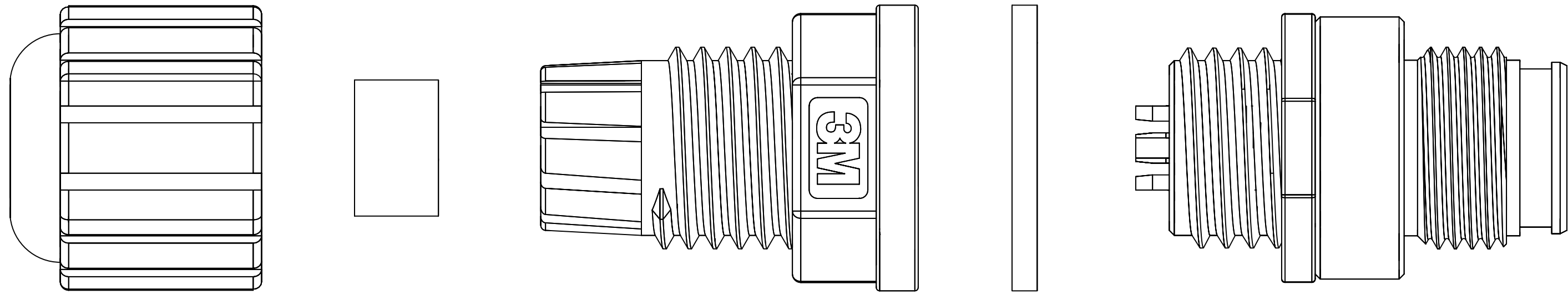
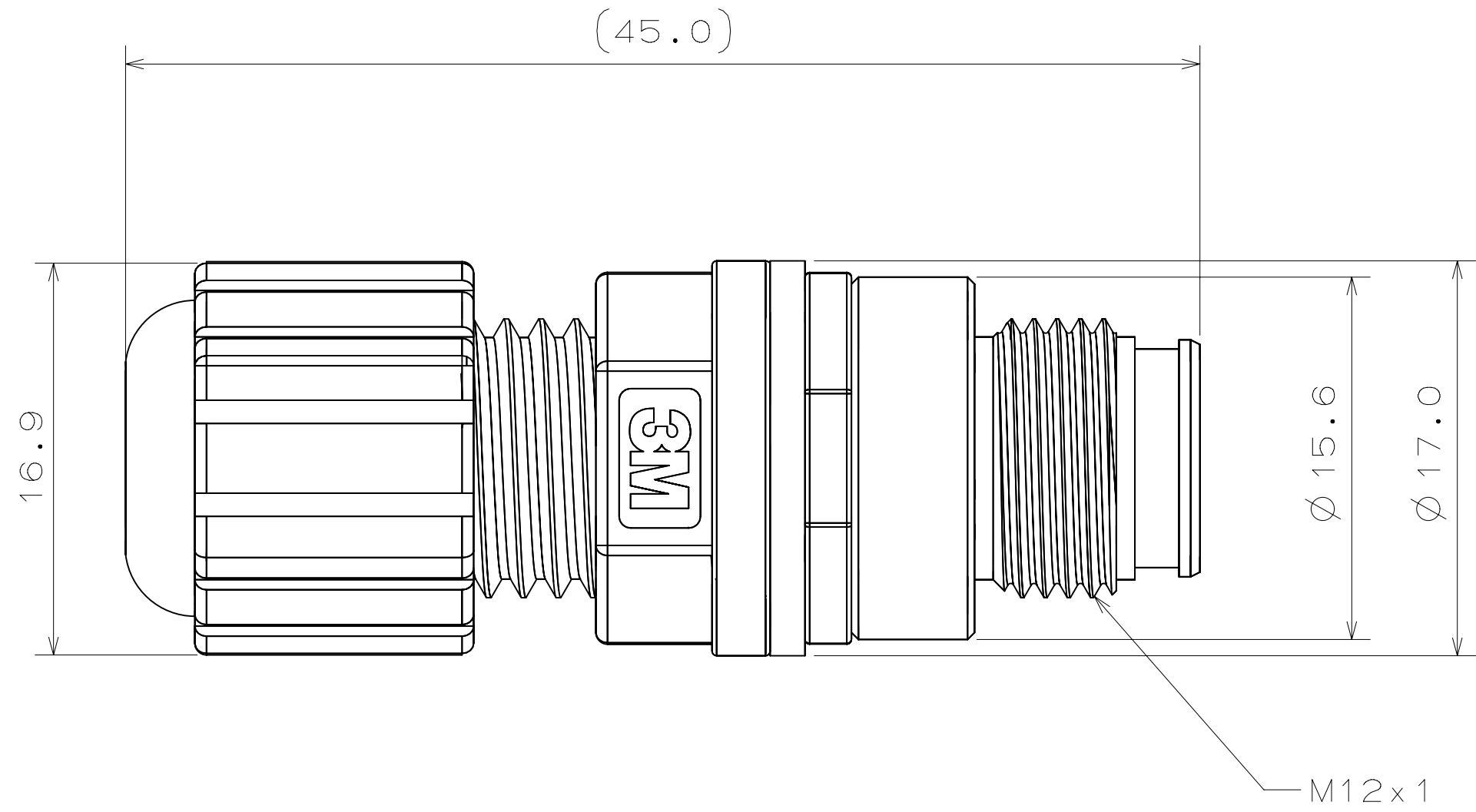


3M™ INDUSTRIAL M12 WM CONNECTOR  
FOR 4POS, D-CODE, MALE, SOLDER TYPE



Pin Assignment

ORDERING INFORMATION M12 WM CONNECTOR

3N1 04-D000-S08 BF

PRODUCTION SERIES  
3N1: INDUSTRIAL M12 WM  
MALE CONNECTOR

CONTACT QUANTITY  
04: 4 PIN

CODE  
D: D CODE

WIRING METHOD  
S: SOLDER TYPE

PLATING SUFFIX  
BF: CONTACT AREA 0.2µm GOLD

3M™ ELECTRONIC SOLUTIONS DIVISION  
INTERCONNECT SOLUTIONS  
VISIT <http://www.3mconnectors.com>

3M IS A TRADEMARK OF 3M COMPANY.  
FOR TECHNICAL, SALES OR ORDERING INFORMATION  
CALL YOUR LOCAL SALES REPRESENTATIVE

PERFORMANCE

1) MECHANICAL  
POLARIZING METHOD: 35N MIN.

CONTACT INSERTION FORCE: 10N/pin MAX.  
CONTACT WITHDRAWL FORCE: 15N/pin MAX.

WATERPROOF: IP68 (IN WATER 1mm DEPTH, 24H)

2) ELECTRICAL  
CURRENT RATING: 4.0A

VOLTAGE RATING: 250VDC

WITHSTANDING VOLTAGE: 1000VACrms

INSULATION RESISTANCE: 1x10<sup>9</sup> OHMS at 500VDC

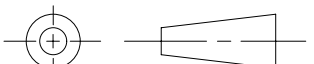
CONTACT RESISTANCE:  
10 MILLI OHM AT INITIAL CONDITION  
DELTA R 15 MILLI OHM MAX. AFTER  
EVALUATION TEST BASED ON 78-5102-0150-8

3) ENVIRONMENTAL  
TEMPERATURE RATING: -25°C TO 85°C

NOTE  
FOR LOW TEMPERATURE LIMIT:  
EXCLUDING CABLE PERFORMANCE, NO DEW CONDITION  
FOR HIGH TEMPERATURE LIMIT:  
INCLUDING TEMPERATURE RAISING BY CURRENT

NOTES

- 1) MATERIAL:  
BODY: THERMOPLASTIC, UL 94V0  
COVER: THERMOPLASTIC, UL 94V0  
GLAND NUT:  
THERMOPLASTIC, UL 94V0  
CONTACT: COPPER ALLOY
- 2) PLATING  
CONTACT AREA: 0.2µm GOLD MIN.
- 3) MATED WITH INDUSTRIAL M12  
FEMALE CONNECTOR
- 4) COMPATIBLE CABLE:  
1) WIRE  
AWG 20 STRANDED  
AWG 24 STRANDED  
2) CABLE OUTER DIAMETER  
4.0 to 6.5mm
- 5) RoHS COMPLIANT.  
SEE THE REGULATORY  
INFORMATION APPENDIX (RIA)  
IN THE "RoHS COMPLIANCE"  
SECTION OF  
WWW.3MCONNECTORS.COM FOR  
COMPLIANCE INFORMATION  
(RIA E1 & C1 APPLY).
- 6) FOR PRODUCT SPECIFICATIONS  
AND WARRANTY INFORMATION  
SEE 3M 78-5102-0150-8
- 7) IN THE EVENT OF CONFLICT  
BETWEEN THIS DATA AND  
THAT CONTAINED IN THE  
PRODUCT SPECIFICATION,  
THE PRODUCT SPECIFICATION  
TAKES PRECEDENT.

DESIGN REFERENCE		NEXT ASSEMBLY		REV	ECO	ISSUE DATE AND DESCRIPTION		DRFT	CHKD
<del>DIST. CODES</del>		<del>DIVISION CODE</del>		<del>DRP</del>	<del>T.OHTA</del>	<del>DATE</del>	<del>MFG</del>	<del>DATE</del>	
				<del>CHKD</del>		<del>SEP 06, 2012</del>		<del>SEP 06, 2012</del>	
DIVISION		DIVISION CODE		3M Center St. Paul, MN 55144		© 3M COPYRIGHT 2012 This document and the information it contains are 3M property and may not be reproduced or further distributed without 3M permission, or used or disclosed other than for 3M authorized purposes. All rights reserved.			
Interconnect Solutions		ISD		TITLE		M12 WIRE MOUNT, FOR D-CODE, MALE, SOLDER TYPE			
DO NOT SCALE DRAWING		SCALE		TOLERANCES EXCEPT AS NOTED		INCHES		MILLIMETERS	
						.00 ±		0 ±	
THIRD ANGLE PROJECTION						.002 ±		.00 ±	
						.0000 ±		.000 ±	
INTERPRET PER ASME Y14.5 - 1994						.0		.0	
						.00		.00	
						.000 ±		.000 ±	
						.000 ±		.000 ±	
						.000 ±		.000 ±	
						.000 ±		.000 ±	
						.000 ±		.000 ±	
						.000 ±		.000 ±	
						.000 ±		.000 ±	
						.000 ±		.000 ±	
						.000 ±		.000 ±	
						.000 ±		.000 ±	
						.000 ±		.000 ±	
						.000 ±		.000 ±	
						.000 ±		.000 ±	
						.000 ±		.000 ±	
						.000 ±		.000 ±	
						.000 ±		.000 ±	
						.000 ±		.000 ±	
						.000 ±		.000 ±	
						.000 ±		.000 ±	
						.000 ±		.000 ±	
						.000 ±		.000 ±	
						.000 ±		.000 ±	
						.000 ±		.000 ±	
						.000 ±		.000 ±	
						.000 ±		.000 ±	
						.000 ±		.000 ±	
						.000 ±		.000 ±	
						.000 ±		.000 ±	
						.000 ±		.000 ±	
						.000 ±		.000 ±	
						.000 ±		.000 ±	
						.000 ±		.000 ±	
						.000 ±		.000 ±	
						.000 ±		.000 ±	
						.000 ±		.000 ±	
						.000 ±		.000 ±	
						.000 ±		.000 ±	
						.000 ±		.000 ±	
						.000 ±		.000 ±	
						.000 ±		.000 ±	
						.000 ±		.000 ±	
						.000 ±		.000 ±	
						.000 ±		.000 ±	
						.000 ±		.000 ±	
						.000 ±		.000 ±	
						.000 ±		.000 ±	
						.000 ±		.000 ±	
						.000 ±		.000 ±	
						.000 ±		.000 ±	
						.000 ±		.000 ±	
						.000 ±		.000 ±	
						.000 ±		.000 ±	
						.000 ±		.000 ±	
						.000 ±		.000 ±	
						.000 ±		.000 ±	
						.000 ±		.000 ±	
						.000 ±		.000 ±	
						.000 ±		.000 ±	
						.000 ±		.000 ±	
						.000 ±		.000 ±	
						.000 ±		.000 ±	
						.000 ±		.000 ±	
						.000 ±		.000 ±	
						.000 ±		.000 ±	
						.000 ±		.000 ±	
						.000 ±		.000 ±	
						.000 ±		.000 ±	
						.000 ±		.000 ±	
						.000 ±		.000 ±	
						.000 ±		.000 ±	
						.000 ±		.000 ±	
						.000 ±		.000 ±	
						.000 ±		.000 ±	
						.000 ±		.000 ±	
						.000 ±		.000 ±	
						.000 ±		.000 ±	
						.000 ±		.000 ±	
						.000 ±		.000 ±	
						.000 ±		.000 ±	
						.000 ±		.000 ±	

# Mouser Electronics

Authorized Distributor

Click to View Pricing, Inventory, Delivery & Lifecycle Information:

3M:

[3N104-D000-S08BF](#)